



RH-38500W3P8-10

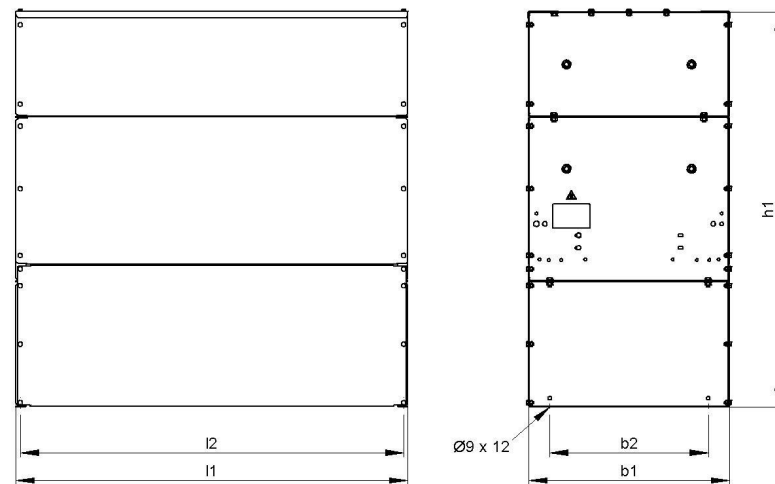
Steel Grid Resistor



Article-No.		02 10120 2 0012
Type		STG 120
Pulse Power (kW) $T_a \sim 50^\circ\text{C}$ *referred to a cycle duration of 300 s Approximate value (depending on resistance)	c.d.f. 10 %*	38.5
Nominal continuous power (kW) $T_a \sim 50^\circ\text{C}$		9.5
Resistance Values at 20°C (Ohm)		3.8
Tolerance of resistance at 20°C		$\pm 10\%$
Degree of protection (EN 60529) (in the accordingly screwed on state)		IP 20
Max. permissible operating voltage		EN 1000 V DC
Cooling		natural convection
Housing temperature at nominal continuous power $T_a \sim 50^\circ\text{C}$		$\sim 250^\circ\text{C}$
Electrical terminal		bolt clamp M8; $T=125^\circ\text{C}$; PE M8
Operation temperature range		$-25 \dots +50^\circ\text{C}$
Testing voltage		2.7 kV AC 1 s
Mounting positions		

Subject to technical modifications

DATA SHEET



Article-No.		02 10120 2 0012
Type		STG 120
Length [mm]	l1	530
	l2	510
Width [mm]	b1	<485
	b2	380
Height [mm]	h1	<400
Weight approx. [kg]		21
Last update		2011-08-22

Mounting instruction:

The resistor should be protected by appropriate safety measures against overloading.

Do not mount the resistor with any obstruction in the air inlet or air outlet area.

The resistor has to be grounded.