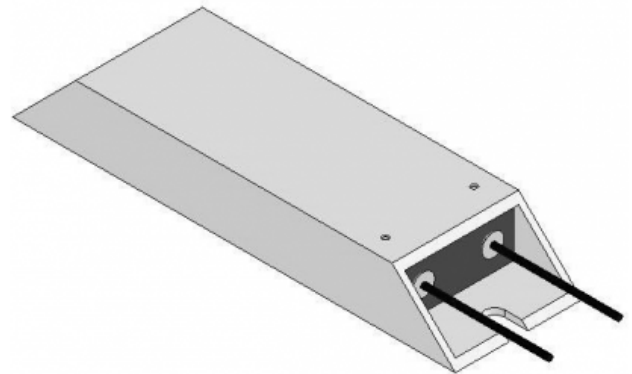



RH-0100W830

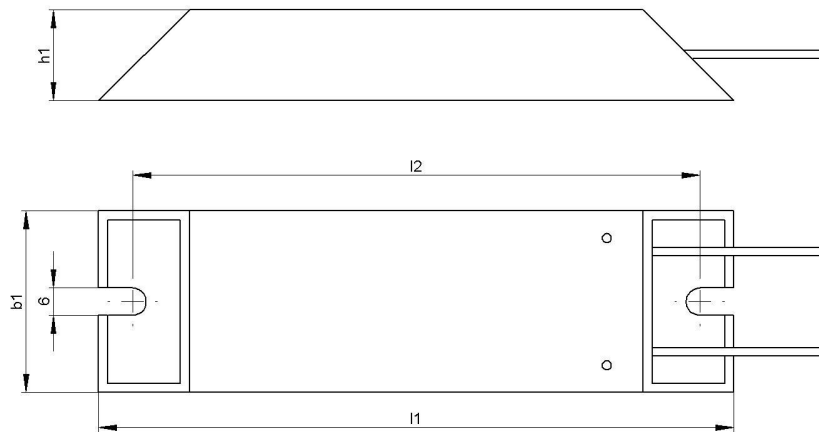
Compact Resistor



Article-No.		02 30016 2 0830
Type		GW 160-40x20
Pulse Power (W) $T_a \sim 50^\circ\text{C}$	c.d.f. 6%*	450
referred to a cycle duration of 120 s	c.d.f. 15%	250
Approximate value (depending on resistance)	c.d.f. 25%*	150
	c.d.f. 40%*	100
Nominal continuous power (W) $T_a \sim 50^\circ\text{C}$		50.0
Resistance Values at 20°C (Ohm)		830.0
Tolerance of resistance at 20°C		$\pm 10\%$
Degree of protection (EN 60529) (in the accordingly screwed on state)		IP 20
Max. permissible operating voltage		EN 900 V DC
Cooling		natural convection
Housing temperature at nominal continuous power $T_a \sim 50^\circ\text{C}$		$\sim 200^\circ\text{C}$
Electrical terminal		2 x AWG16 / $l=30$ cm
Operation temperature range		$-25 \dots +50^\circ\text{C}$
Testing voltage		2.7 kV AC 1 s
Mounting positions		

Subject to technical modifications

DATA SHEET



Article-No.		02 30016 2 0830
Type		GW 160-40x20
Length [mm]	l1	160
	l2	148
Width [mm]	b1	40
Height [mm]	h1	20
Weight approx. [kg]		0.26
Isolation resistance		>10 M Ohm
Last update		2011-05-20

Mounting instruction:

The distance between the two fixing points increase at 0,85 mm / 100 mm while heating (mounting with fixed and movable bearing).

The resistor should be protected by appropriate safety measures against overloading.

Do not mount the resistor with any obstruction in the air inlet or air outlet area.

Mount the resistor on a plane area.

The resistor has to be grounded.